




Glowrail EVO Direct




Glowrail EVO Direct



Glowrail EVO Direct



Glowrail EVO Indirect



Glowrail EVO Indirect



Glowrail EVO Indirect



Glowrail EVO Direct /Indirect



Finishes

- White

Lighting color temperature:

2700k CRI92 R9 90

3000k CRI92 R9 90

Materials

Body :Aluminium. Canopy: Iron ● White

Optical

UGR12(direct),Beam angle:73(direct)/160(indirect)

Control

NO

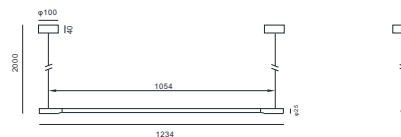
Height adjustment

NO


Electrician

Input 220-240V

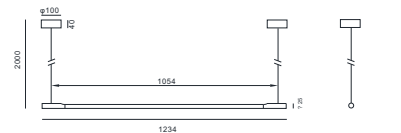
Glowrail EVO, with its compact 25mm diameter, seamlessly blends into any space while delivering exceptional illumination through either direct or indirect lighting. The terminals can be interconnected to achieve limitless expansion in length.




GED12 13.5W,direct, Constant current 350mA,2160lm,Beam angle:73, 0.8kg.



GED17 21W,direct, Constant current 600mA,3360lm,Beam angle:73, 1.2kg.



GEI12 28.8W,indirect, DC24V,3744m,angle:160, 0.8kg.



GEI17 44.8W,indirect, DC24V,5824lm,Beam angle:160, 1.2kg.