

INDLEDs

Created with pride





**Living Space Lighting**



**Dining Space Lighting**



**Work Space Lighting**





## Living Space Lighting

Disc EVO Pendant



Disc EVO Floor Lamp



Sowoodly EVO Floor



Sowoodly EVO Tabel



Glowrail EVO Direct



Glowrail EVO Indirect



Flèche Suspended




Flèche W





Disc EVO Pendant

UGR	< 9
CRI	≥ 92
R9	≥ 70
Efficacy (lm/w)	160/130 Direct/Indirect
Luminous lux(lm)	1440/4990 Direct/Indirect
Beam angle	73°/160° Direct/Indirect
SDCM	≤ 3
CCT	2700/3000K
Watt	9/38.4 Direct/Indirect
Voltage	220-240V
Controls	Touchless dim &Voice control
Surface color	American Red Oak
Dimension	D300*33.5mm
Warranty	5 years
Net Weight	1.35kg
Certificate	CE RoHS
Installation	Pendant
Model	ZL3P




Luminous Intensity Distribution





## Disc EVO Floor Lamp

UGR	< 9
CRI	≥ 92
R9	≥ 70
Efficacy (lm/w)	160/130 Direct/Indirect
Luminous lux(lm)	720/4990 Direct/Indirect
Beam angle	73°/160° Direct/Indirect
SDCM	≤ 3
CCT	2700/3000K
Watt	4.5/38.4 Direct/Indirect
Voltage	220-240V
Controls	Touchless dim &Voice control
Surface color	American Red Oak
Dimension	D300*1775mm
Warranty	5 years
Net Weight	9.85kg
Certificate	CE RoHS CCC
Installation	Floor Lamp
Model	ZL3



Luminous Intensity Distribution




Sowood EVO Floor



Sowood EVO Tabel

UGR	< 9
CRI	≥ 92
R9	≥ 70
Efficacy (lm/w)	160/130 Direct/Indirect
Luminous lux(lm)	720/4990 Direct/Indirect
Beam angle	73°/160° Direct/Indirect
SDCM	≤ 3
CCT	2700/3000K
Watt	4.5/38.4 Direct/Indirect
Voltage	220-240V
Controls	Touchless dim &Voice control
Surface color	American Red Oak
Dimension	D300*1500mm/D300*500mm
Warranty	5 years
Net Weight	9.85kg
Certificate	CE RoHS CCC
Installation	Floor Lamp
Model	ZL3



Luminous Intensity Distribution



## Glowrail EVO Direct

UGR	< 9
CRI	≥ 92
R9	≥ 70
Efficacy (lm/w)	160
Luminous lux(lm)	2160
Beam angle	73°
SDCM	≤ 3
CCT	2700/3000K/4000K
Watt	13.5
Voltage	220-240V
Controls	NO
Surface color	Ra9016
Dimension	D25*1234mm
Warranty	5 years
Net Weight	0.876kg
Certificate	CE RoHS
Installation	Pendant
Model	GED12



73°

Luminous Intensity Distribution



## Glowrail EVO Indirect

UGR	< 9
CRI	≥ 92
R9	≥ 70
Efficacy (lm/w)	130
Luminous lux(lm)	3700
Beam angle	160°
SDCM	≤ 3
CCT	2700/3000K/4000K
Watt	28.8
Voltage	220-240V
Controls	NO
Surface color	Ra9016
Dimension	D25*1234mm
Warranty	5 years
Net Weight	0.876kg
Certificate	CE RoHS
Installation	Pendant
Model	GEI12



160°

Luminous Intensity Distribution





Flèche Suspended

UGR	< 9
CRI	≥ 92
R9	≥ 70
Efficacy (lm/w)	130
Luminous lux(lm)	2900
Beam angle	160°
SDCM	≤ 3
CCT	2700/3000K/4000K
Watt	22.4
Voltage	220-240V
Controls	NO
Surface color	Anodzing
Dimension	76.7*31*1000mm
Warranty	5 years
Net Weight	1.2kg
Certificate	CE RoHS
Installation	Pendant
Model	FCS100




160°

Luminous Intensity Distribution

## Flèche Wall

UGR	< 9
CRI	≥ 92
R9	≥ 70
Efficacy (lm/w)	130
Luminous lux(lm)	2900
Beam angle	75°
SDCM	≤ 3
CCT	2700/3000K/4000K
Watt	22.4
Voltage	220-240V
Controls	NO
Surface color	Ra9016
Dimension	76.7*31*1000mm
Warranty	5 years
Net Weight	0.55kg
Certificate	CE RoHS
Installation	Wall mounted
Model	FCW100



75°

Luminous Intensity Distribution





## Dining Space Lighting

Stick



Sowody EVO Pendant




Cheflite





Stick

UGR	< 9
CRI	≥ 92
R9	≥ 70
Efficacy (lm/w)	160/130 Direct/Indirect
Luminous lux(lm)	2160/3750 Direct/Indirect
Beam angle	73°/160° Direct/Indirect
SDCM	≤ 3
CCT	2700/3000K
Watt	13.5/28.8 Direct/Indirect
Voltage	220-240V
Controls	Touchless dim
Surface color	Walnut
Dimension	1280*33*30mm
Warranty	5 years
Net Weight	0.96kg
Certificate	CE RoHS
Installation	Pendant
Model	Yk1280




Luminous Intensity Distribution





## Sowood EVO Pendant

UGR	< 9
CRI	≥ 92
R9	≥ 70
Efficacy (lm/w)	160/130 Direct/Indirect
Luminous lux(lm)	1440/4990 Direct/Indirect
Beam angle	73°/160° Direct/Indirect
SDCM	≤ 3
CCT	2700/3000K
Watt	9/38.4 Direct/Indirect
Voltage	220-240V
Controls	Touchless dim & Voice control
Surface color	American Red Oak
Dimension	D300*180mm
Warranty	5 years
Net Weight	1.35kg
Certificate	CE RoHS
Installation	Pendant
Model	ZL3P



Luminous Intensity Distribution



Cheflite



UGR	< 9
CRI	≥ 92
R9	≥ 70
Efficacy (lm/w)	137
Luminous lux(lm)	480
Beam angle	73°
SDCM	≤ 3
CCT	3000K/4000K
Watt	3.5
Voltage	220-240V
Controls	Touchless Dim
Surface color	Black
Dimension	290*26*16.5mm
Warranty	5 years
Net Weight	0.135kg
Certificate	CE RoHS
Installation	Surface Mounted
Model	DCZG



73°

Luminous Intensity Distribution



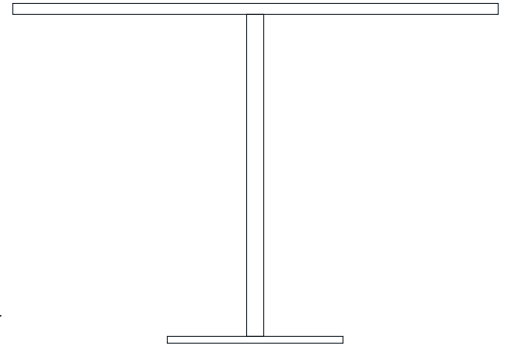


# Work Space Lighting

Line 12



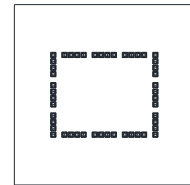
Line 24



Slim



Grid








Line 12

UGR	< 9
CRI	≥ 93
R9	≥ 90
Efficacy (lm/w)	160/130 Direct/Indirect
Luminous lux(lm)	3286/12480 Direct/Indirect
Beam angle	73°/160° Direct/Indirect
SDCM	≤ 3
CCT	4000K
Watt	20.5/96 Direct/Indirect
Voltage	220-240V
Controls	Touch dim
Surface color	Ra9016
Dimension	1206*450*1950mm
Warranty	5 years
Net Weight	15.6kg
Certificate	CE RoHS
Installation	Floor Lamp
Model	ZL12




Luminous Intensity Distribution



Line 24

UGR	< 9
CRI	≥ 93
R9	≥ 90
Efficacy (lm/w)	160/130 Direct/Indirect
Luminous lux(lm)	6572/24960 Direct/Indirect
Beam angle	73°/160° Direct/Indirect
SDCM	≤ 3
CCT	4000K
Watt	41/192 Direct/Indirect
Voltage	220-240V
Controls	Touch dim
Surface color	Ra9016
Dimension	2400*450*1950mm
Warranty	5 years
Net Weight	25.8kg
Certificate	CE RoHS
Installation	Floor Lamp
Model	ZL24



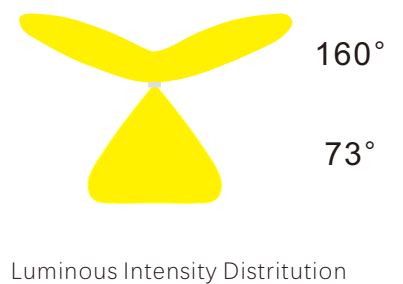
Luminous Intensity Distribution





Slim

UGR	< 9
CRI	≥ 93
R9	≥ 90
Efficacy (lm/w)	160/130 Direct/Indirect
Luminous lux(lm)	2160/3750 Direct/Indirect
Beam angle	73°/160° Direct/Indirect
SDCM	≤ 3
CCT	4000K
Watt	13.5/28.8 Direct/Indirect
Voltage	220-240V
Controls	Touchless dim
Surface color	Ra9016
Dimension	1286*26*52.2mm
Warranty	5 years
Net Weight	2.12kg
Certificate	CE RoHS
Installation	Pendant
Model	ZLJ1286







Grid

UGR	< 9
CRI	≥ 93
R9	≥ 90
Efficacy (lm/w)	160
Luminous lux(lm)	3840
Beam angle	73°
SDCM	≤ 3
CCT	4000K
Watt	24
Voltage	220-240V
Controls	NO
Surface color	Ra9003
Dimension	595*595*19mm
Warranty	5 years
Net Weight	4.75kg
Certificate	CE RoHS
Installation	Recessed
Model	G59



73°

Luminous Intensity Distritution

Visit online showromm



**INDLEDs**

Created with pride

Eric Junkun Shaw

M: +86 186 8896 6680 T: +86 755 2752 2483 E: eric@indleds.com

Add:402Workshop, B3 Lift, B building, Jinkaijin Industry Park, Shiyan town, Bao'an District, Shenzhen , China

All copyright@2020 INDLEDs Co.,Ltd.All rights reserved.Specification and designs are subject to change without notice.  
All data were deemed correct at time of creation. INDLEDs are not liable for errors or omissions.