





### State-of-the-art control electronics

We use Gecko controls as standard in our SPAs. The very durable, high-end controllers manufactured by the Canadian company offer flexible programming for all operational characteristics, such as control of the filter times, and are specifically designed for long-term operation. With the optional Web Package, you can conveniently control temperature and filter times while on the go from your smartphone and can be automatically reminded when, for example, the filter needs to be cleaned. Voice assistants such as Google or Alexa can also be connected to the web module (currently only if they are used in English). In the event of a problem, our support can simply go online and issue a remote diagnosis.

### Crystal-clear water through ozone or salt water disinfection

Small and large particles are continually filtered out using a fine-particle filter. The circulation pump was specially designed for long-term operation with low power consumption. A special feature is that the running time can be individually adapted to one's personal needs. You have the choice between a UV or salt water disinfection system. Even though the UV system is already very efficient, the salt water disinfection system offers pure comfort. Cleaning is fully automatic and natural, without chemical additives.

### Extreme insulation saves money

Our multi-stage insulation system ensures that the residual heat is utilised to the greatest possible extent. 40mm-thick insulation with an aluminium layer on the outer walls and on the base, in combination with the 8cm-thick insulated hardcover, ensures that heat cannot be released into the outside air. In addition, the waste heat is reused to heat the water while the pump is running. This saves you money by heating the pool, not the surrounding area. We use a solid aluminium construction with a closed base plate as the support frame for all pools.



1

Our jacuzzis have a closed base plate made of GRP with an aluminium frame built on them. It doesn't get any more solid and durable than that.

2

The Gecko control system offers significantly more than other systems on the market. At just a touch of the finger, you can programme filter times and lighting scenarios in combination with many other options.

3

The multilayer tub construction consists of glued acrylic, vinyl resin, and an anti-bacterial coating and is therefore extremely stable and durable.

4

The specially reinforced base plate has 40mm of insulation and ensures that you can still enjoy your SPA even years down the line.

5

Due to the closed construction method, the front panel is permanently connected to the frame and ensures high stability.

6

A sound-absorbing fibre is used for sound insulation. This keeps the noise to a minimum.

## Plug & play

The Basic Series is our low-budget series. Here, the SPA is reduced to the absolute essentials. Because this version of the SPA is only produced in large quantities, without additional acrylic colours, we are able to offer you this product at an incredibly attractive price. The SPAs in the Basic Series are equipped with a robust and easy-to-use control panel. Temperature and filter cycles can be program-

med as required. The pump and the coloured underwater lighting can each be controlled at the push of a button. The high-end controller that goes with it, manufactured by the Canadian company Gecko, is durable and very robust. To start: simply plug into a 220V socket. No complex electrical installation required.



## E(Eco) / P (Pro)

All SPAs are equipped as standard with an easy-to-use colour display with intuitive user controls. The high-resolution display gives the SPA user ultimate ease of use. All features are self-explanatory, and operation is incredibly easy thanks to pre-set programmes (not at home, beginners, energy saving, super energy-saving mode and weekends). Of course, all programmes can be tailored to individual usage behaviour.

All additional features, such as control of a salt water disinfection system or a heat pump, can also be practically operated via the control panel. The high-end controller, manufactured by the Canadian company Gecko, is durable and very robust. Depending on the model, it can be operated via 1,2 or 3-phase (380V)



## Ambient lighting

Our Innovation Series offers you a wide range of illuminated elements that make bathing in the SPA a real pleasure, especially at night. Starting with the coloured lighting for the water, for all valves, controls and (if present) the waterfall, additional small LEDs are located below the headrests, in the filter area and in the outside corners of your jacuzzi. An ambience made for relaxing and dreaming.

In the LT-8xxx series, the lighting is controlled via the Gecko in.Mix system.



## Web Package

The Web Package is offered as an option and can also be retrofitted at any time. You can conveniently control temperature and filter times while on the go from your smartphone and can be automatically reminded when, for example, the filter needs to be cleaned. Voice assistants such as Google or Alexa can also be connected to the web module (currently only if they are used in English). A special

feature is the remote maintenance function. In the event of a problem, our support can simply go online and issue a remote diagnosis (only if you give us permission to do so).




## Salt water disinfection system

Our salt water disinfection system cleans naturally and without chemical additives - water treatment of the luxury class. Pure salt is added once to the water in the jacuzzi when it is filled. Our automatic disinfection system splits up the salt into bromine if necessary. Like chlorine, bromine has a disinfectant effect, but is odourless. This then results in the formation of salt again. A natural and ecological process that is also proven to be environmentally friendly.

Our system offers daily automatic water treatment, which significantly reduces the effort required for maintenance, and at the same time results in soft, skin-friendly water. The water lasts twice as long as with conventional chlorination, and the use of other care products is almost unnecessary. And best of all: this is fully controlled via the control panel located in the pool, which also displays the salt content of the water.







## LT- 8701P

	Pro
Seating	2 lounge + 3 seats
Dimensions	2120 x 2120 x 900mm
Weight/Volumen	320 kg / 1300 L
Control system	Gecko
Display	Touch Display
Power supply	3 x 20A
Pumps	1 x 2200W / 1 x 1800W 1 x Circulation pump
Waterfall	yes
Hydrotherapy Jets	69
Underwater lighting	In.Mix - all jets with
LEDs	light 20 - skirt light
Heater	3 kW
Frame	Aluminium
Ready for Heatpump	yes
WIFI	optional
Disinfection	Ozon
Crystal Clear Water	yes
Heat Lock Isolation	yes
Step + Cover	optional / yes





## LT- 8702P

	Pro
Seating	2 lounge + 3 seats
Dimensions	2120 x 2120 x 900 mm
Weight/Volumen	320 kg / 1300 L
Control system	Gecko
Display	Touch Display
Power supply	3 x 20A
Pumps	1 x 2200W / 1 x 1800W 1 x Circulation pump
Waterfall	yes
Hydrotherapy Jets	71
Underwater lighting	In.Mix + all jets with
LEDs	light 20 + skirt light
Heater	3 kW
Frame	Aluminium
Ready for Heatpump	yes
WIFI	optional
Disinfection	Ozon
Crystal Clear Water	yes
Heat Lock Isolation	yes
Step + Cover	optional / yes







LT- 8703P

	Pro
Seating	2 lounge + 3 seats
Dmensons	2250 x 2250 x 900 mm
Weight/Volumen	320 kg / 1300 L
Control system	Gecko
Display	Touch Display
Power supply	3 x 20A
Pumps	1 x 2200W / 1 x 1800W 1 x Circulation pump
Waterfall	yes
Hydrotherapy Jets	92
Underwater lighting	In.Mix + all jets with
LEDs	light 20 + skirt light
Heater	3 kW
Frame	Aluminium
Ready for Heatpump	yes
WIFI	optional
Disinfection	Ozon
Crystal Clear Water	yes
Heat Lock Isolation	yes
Step + Cover	optional / yes





LT- 8404P

	Pro
Seating	2 lounge + 3 seats
Dimensions	2250 x 2250 x 900 mm
Weight/Volumen	320 kg / 1450 L
Control system	Gecko
Display	Color Display
Power supply	2 x 20A
Pumps	1 x 2200W / 1 x 1800W 1 x Circulation pump
Waterfall	yes
Hydrotherapy Jets	64
Underwater lighting	In.Mix with 40 LEDs
LEDs	40
Heater	3 kW
Frame	Aluminium
Base	yes
WIFI	optional
Disinfection	Ozon
Crystal Clear Water	yes
Heat Lock Isolation	yes
Step + Cover	optional / yes



LT- 8406P

	Pro
Seating	1 lounge + 4 seats
Dimensions	2250 x 1850 x 900 mm
Weight/Volumen	320 kg / 1300 L
Control system	Gecko
Display	Color Display
Power supply	2 x 20A
Pumps	1 x 1800W / 2 x 1100W 1 x Circulation pump
Waterfall	yes
Hydrotherapy Jets	79
Underwater lighting	In.Mix with 36 LEDs
LEDs	36
Heater	3 kW
Frame	Aluminium
Base	yes
WIFI	optional
Disinfection	Ozon
Crystal Clear Water	yes
Heat Lock Isolation	yes
Step + Cover	optional / yes





LT- 8403

	Basic	Eco	Pro
Seating	2 lounge + 3 seats	2 lounge + 3 seats	2 lounge + 3 seats
Dimensions	2000 x 2000 x 900mm	2000 x 2000 x 900 mm	2000 x 2000 x 900 mm
Weight/Volumen	350 kg / 1365 L	350 kg / 1365 L	350 kg / 1365 L
Control system	Gecko	Gecko	Gecko
Display	s/w Display	Color Display	Color Display
Power supply	1 x 16A (Plug & Play)	1x 16A (Plug & Play)	2x 20A
Pumps	1 x 2200W Dual Speed	1 x 2200W 1 x Circulation pump	1 x 1500W / 2x 1100W 1 x Circulation pump
Waterfall	yes	yes	yes
Hydrotherapy Jets	38	38	72
Underwater lighting	1 x color light	In.Mix with 40 LEDs	In.Mix with 40 LEDs
LEDs	-	40	40
Heater	2 kW	2 kW	3kW
Frame	Aluminium	Aluminium	
Base	yes	yes	
WIFI	optional	optional	optional
Disinfection	Ozon	Ozon	Ozon
Crystal Clear Water	yes	yes	yes
Heat Lock Isolation	-	yes	yes
Step + Cover	optional / yes	optional / yes	optional / yes



LT- 8402

	Basic	Eco	Pro
Seating	2 lounge + 2 seats	2 lounge + 2 seats	2 lounge + 2 seats
Dimensions	2000 x 2000 x 900 mm	2000 x 2000 x 900 mm	2000 x 2000 x 900 mm
Weight/Volumen	350 kg / 1400 L	350 kg / 1400 L	350 kg / 1400 L
Control system	Gecko	Gecko	Gecko
Display	s/w Display	Color Display	Color Display
Power supply	1 x 16A (Plug & Play) 1 x	1 x 16A (Plug & Play)	2 x 20A
Pumps	2200W Dual Speed	1 x 2200W 1 x Circulation pump	1 x 2200W / 1 x 1800W 1 x Circulation pump
Waterfall	yes	yes	yes
Hydrotherapy Jets	38	38	61
Underwater lighting	1 x color light	In.Mix with 38 LEDs	In.Mix with 40 LEDs
LEDs	-	38	40
Heater	2 kW	2 kW	3 kW
Frame	Aluminium	Aluminium	Aluminium
Base	yes	yes	yes
WIFI	optional	optional	optional
Disinfection	Ozon	Ozon	Ozon
Crystal Clear Water	yes	yes	yes
Heat Lock Isolation	-	yes	yes
Step + Cover	optional / yes	optional / yes	optional / yes



**LT- 8407**

	Basic	Eco
Seating	1 lounge + 4 seats	1 lounge + 4 seats
Dimensions	2000 x 2000 x 900 mm	2000 x 2000 x 900 mm
Weight/Volumen	300 kg / 1250 L	300 kg / 1250 L
Control system	Gecko	Gecko
Display	s/w Display	Color Display
Power supply	1 x 16A (Plug & Play) 1 x	1x 16A (Plug & Play)
Pumps	2200W Dual Speed	1 x 2200W 1 x Circulation pump
Waterfall	yes	yes
Hydrotherapy Jets	38	38
Underwater lighting	1 x color light	In.Mix with 27 LEDs
LEDs	-	27
Heater	2 kW	2 kW
Frame	Aluminium	Aluminium
Base	yes	yes
WIFI	optional	optional
Disinfection	Ozon	Ozon
Crystal Clear Water	yes	yes
Heat Lock Isolation	-	yes
Step + Cover	optional / yes	optional / yes



**LT- 8401**

	Basic	Eco
Seating	1 lounge + 5 seats	1 lounge + 5 seats
Dimensions	2000 x 2000 x 900 mm	2000 x 2000 x 900 mm
Weight/Volumen	350 kg / 1365 L	350 kg / 1365 L
Control system	Gecko	Gecko
Display	s/w Display	Color Display
Power supply	1 x 16A (Plug & Play) 1 x	1x 16A (Plug & Play)
Pumps	1800W Dual Speed	1 x 1800W 1 x Circulation pump
Waterfall	no	no
Hydrotherapy Jets	30	30
Underwater lighting	1 x color light	In.Mix with 42 LEDs
LEDs	-	42
Heater	2 kW	2 kW
Frame	Aluminium	Aluminium
Base	yes	yes
WIFI	optional	optional
Disinfection	Ozon	Ozon
Crystal Clear Water	yes	yes
Heat Lock Isolation	-	yes
Step + Cover	optional / yes	optional / yes



## LT- 8405

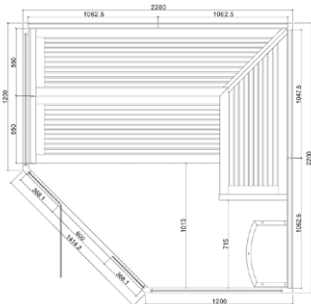
	Basic	Eco
Seating	2 lounge + 1 seat	2 lounge + 1 seat
Dimensions	2200 x 1600 x 760 mm	2200 x 1600 x 760 mm
Weight/Volumen	250 kg / 950 L	250 kg / 950 L
Control system	Gecko	Gecko
Display	s/w Display	Color Display
Power supply	1 x 16A (Plug & Play)	1x 16A (Plug & Play)
Pumps	1 x 2200W Dual Speed	1 x 2200W 1 x Circulation pump
Waterfall	yes	yes
Hydrotherapy Jets	37	37
Underwater lighting	1 x color light	In.Mix with 23 LEDs
LEDs	-	23
Heater	2 kW	2 kW
Frame	Aluminium	Aluminium
Base	yes	yes
WIFI	optional	optional
Disinfection	Ozon	Ozon
Crystal Clear Water	yes	yes
Heat Lock Isolation	-	yes
Step + Cover	optional / yes	optional / yes





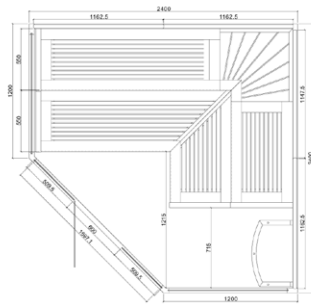
**Sauna E8806**

- 8mm ESG glass
- high-quality light pine wood
- Backwalls incl. 30mm insulation
- including sauna bench
- indirect ceiling lighting
- 9.0kW Harvia Vega or 9.0kW Harvia Cilindro sauna heater
- thermometer and hourglass
- bucket + trowel
- wooden floor
- Climate control for air circulation



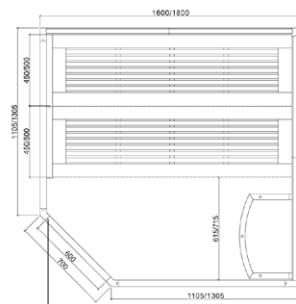
8806XL: 2400 x 2400 x 2100 mm

8806A: 2200 x 2200 x 2100 mm



**Sauna E8801**

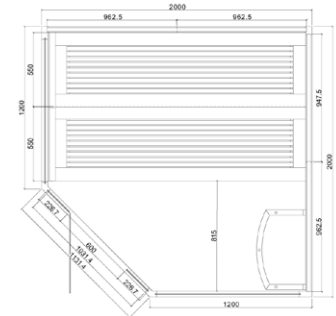
- 8mm ESG glass
- high-quality light pine wood
- Backwalls incl. 30mm insulation
- including sauna bench
- indirect ceiling lighting
- 9.0kW Harvia Vega or 9.0kW Harvia Cilindro sauna heater
- thermometer and hourglass
- bucket + trowel
- wooden floor
- Climate control for air circulation



8801XL: 2000 x 2000 x 2100 mm

8801A : 1800 x 1800 x 2100 mm

8801B : 1600 x 1600 x 2100 mm







### Sauna E8802

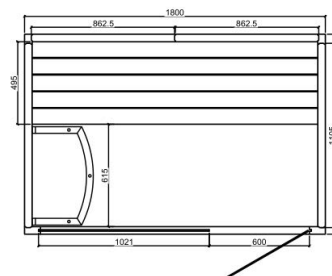
- 8mm ESG glass
- high-quality light pine wood
- Backwalls incl. 30mm insulation
- including sauna bench
- indirect ceiling lighting
- 9.0kW Harvia Vega or 9.0kW Harvia Cilindro sauna heater
- thermometer and hourglass
- bucket + trowel
- wooden floor
- Climate control for air circulation



8802: 1800 x 1800 x 2100 mm

### Sauna E8803

- 8mm ESG glass
- high-quality light pine wood
- Backwalls incl. 30mm insulation
- including sauna bench
- indirect ceiling lighting
- 6.0kW Harvia Vega or 6.8kW Harvia Cilindro sauna heater
- thermometer and hourglass
- bucket + trowel
- wooden floor
- Climate control for air circulation

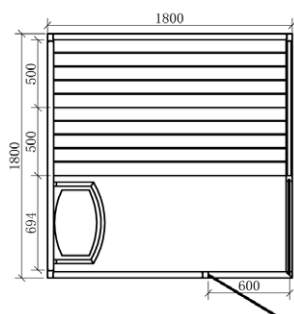


8803A : 1800 x 1200 x 1900 mm  
8803B : 1500 x 1200 x 1900 mm  
8803C : 1200 x 1200 x 1900 mm




**Sauna E8805**

- 8mm ESG glass
- high-quality light pine wood
- Backwalls incl. 30mm insulation
- including sauna bench
- indirect ceiling lighting
- 9.0kW Harvia Vega sauna heater
- thermometer and hourglass
- bucket + trowel
- wooden floor
- Climate control for air circulation

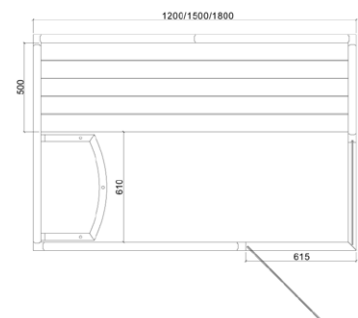


8805 : 1800 x 1800 x 2100 mm



**Sauna E8804**

- 8mm ESG glass
- high-quality light pine wood
- Backwalls incl. 30mm insulation
- including sauna bench
- indirect ceiling lighting
- 6.0kW Harvia Vega sauna heater
- thermometer and hourglass
- bucket + trowel
- wooden floor
- Climate control for air circulation



8804A : 1800 x 1200 x 1900 mm

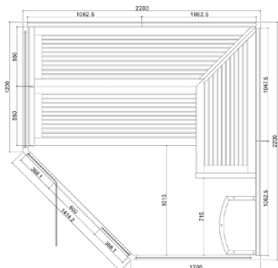
8804B : 1500 x 1200 x 1900 mm

8804C : 1200 x 1200 x 1900 mm



### Sauna E8816

- 8mm ESG glass
- high-quality light pine wood
- Backwalls incl. 30mm insulation
- including sauna bench
- indirect ceiling and backrest lighting
- 9.0kW Harvia Vega or 9.0kW Harvia Cilindro sauna heater
- thermometer and hourglass
- bucket + trowel
- wooden floor
- Climate control for air circulation



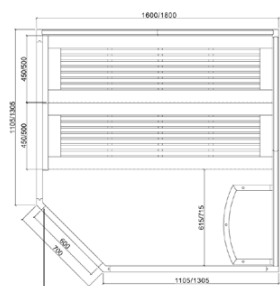
8816XL: 2400 x 2400 x 2100 mm

8816A: 2200 x 2200 x 2100 mm



### Sauna E8811

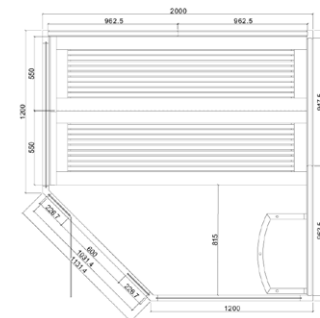
- 8mm ESG glass
- high-quality light pine wood
- Backwalls incl. 30mm insulation
- including sauna bench
- indirect ceiling and backrest lighting
- 9.0kW Harvia Vega or 9.0kW Harvia Cilindro sauna heater
- thermometer and hourglass
- bucket + trowel
- wooden floor
- Climate control for air circulation



8811XL: 2000 x 2000 x 2100 mm

8811A : 1800 x 1800 x 2100 mm

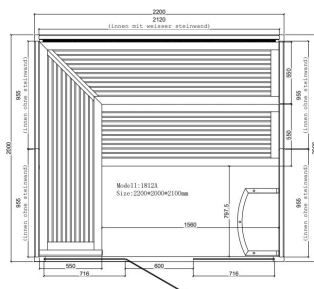
8811B: 1600 x 1600 x 2100 mm





### Sauna E8812

- 8mm ESG glass
- high-quality light pine wood
- Backwalls incl. 30mm insulation
- including sauna bench
- indirect ceiling and backrest lighting
- 9.0kW Harvia Vega or 9.0kW Harvia Cilindro sauna heater
- thermometer and hourglass
- bucket + trowel
- wooden floor
- Climate control for air circulation



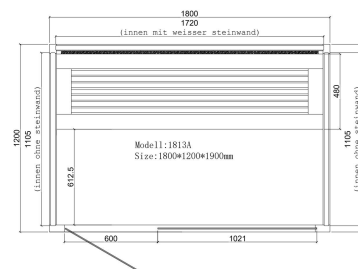
8812A : 2200 x 2000 x 2100 mm

8812B : 2000 x 1800 x 2100 mm

8812C : 1800 x 1600 x 2100 mm

### Sauna E8813

- 8mm ESG glass
- high-quality light pine wood
- Backwalls incl. 30mm insulation
- including sauna bench
- indirect ceiling and backrest lighting
- 6.0kW Harvia Vega or 6.8kW Harvia Cilindro sauna heater
- thermometer and hourglass
- bucket + trowel
- wooden floor
- Climate control for air circulation



8813A : 1800 x 1200 x 1900 mm

8813B : 1500 x 1200 x 1900 mm

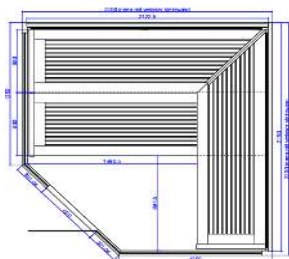
8813C : 1200 x 1200 x 1900 mm





**Sauna E8101**

- 10mm ESG glass (door 8mm)
- high-quality light Hemlock wood
- Backwalls incl. 30mm insulation
- including sauna bench
- ceiling led and backrest lighting
- 9.0kW Harvia Cilindro sauna heater
- thermometer and hourglass
- bucket + trowel
- wooden floor
- Climate control for air circulation

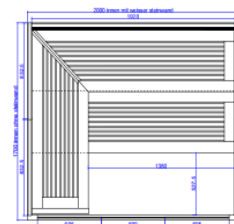


- 8101A: 2200 x 2200 x 2100 mm  
 8101B: 2000 x 2000 x 2100 mm  
 8101C: 1800 x 1800 x 2100 mm  
 8101XL: 2500 x 2500 x 2100 mm



**Sauna E8102**

- 8mm ESG glass
- high-quality light Hemlock wood
- Backwalls incl. 30mm insulation
- including sauna bench
- ceiling led and backrest lighting
- 9.0kW Harvia Vega or 9.0kW Harvia Cilindro sauna heater
- thermometer and hourglass
- bucket + trowel
- wooden floor
- Climate control for air circulation

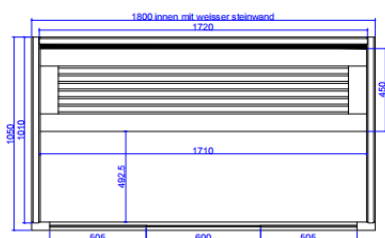


- 8102A: 2200 x 2000 x 2100 mm  
 8102B: 2000 x 1700 x 2100 mm  
 8102C: 1800 x 1500 x 2100 mm



**Sauna E8103**

- 8mm ESG glass
- high-quality light Hemlock wood
- Backwalls incl. 30mm insulation
- including sauna bench
- ceiling led and backrest lighting
- 6.8kW Harvia Cilindria Cilindro sauna heater
- thermometer and hourglass
- bucket + trowel
- wooden floor
- Climate control for air circulation

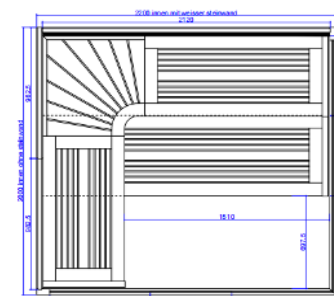


- 8103A: 1800 x 1050 x 1900 mm  
 8103B: 1500 x 1050 x 1900 mm  
 8103C: 1200 x 1050 x 1900 mm



**Sauna E8105**

- 10mm ESG glass (door 8mm)
- high-quality light Hemlock wood
- Backwalls incl. 30mm insulation
- including sauna bench
- ceiling led and backrest lighting
- 9.0kW Harvia Cilindro sauna heater
- thermometer and hourglass
- bucket + trowel
- wooden floor
- Climate control for air circulation

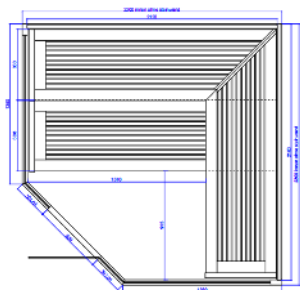


- 8105A: 2200 x 2000 x 2100 mm  
 8105B: 2000 x 2000 x 2100 mm  
 8105C: 1800 x 1800 x 2100 mm



**Sauna E8111**

- 10mm ESG glass (door 8mm) high-
- quality light Hemlock wood
- Backwalls incl. 30mm insulation
- including sauna bench
- ceiling led and backrest lighting
- 9.0kW Harvia Cilindro sauna heater
- thermometer and hourglass
- bucket + trowel
- wooden floor
- Climate control for air circulation

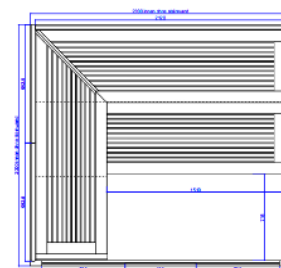


- 8111A: 2200 x 2200 x 2100 mm  
 8111B: 2000 x 2000 x 2100 mm  
 8111C: 1800 x 1800 x 2100 mm  
 8111XL: 2500 x 2500 x 2100 mm



**Sauna E8112**

- 8mm ESG glass
- high-quality light Hemlock wood
- Backwalls incl. 30mm insulation
- including sauna bench
- ceiling led and backrest lighting
- 9.0kW Harvia Vega or Harvia Cilindro sauna heater
- thermometer and hourglass
- bucket + trowel
- wooden floor
- Climate control for air circulation



- 8112A: 2200 x 2000 x 2100 mm  
 8112B: 2000 x 1700 x 2100 mm  
 8112C: 1800 x 1500 x 2100 mm








**Sauna E8113**

- 8mm ESG glass
- high-quality light Hemlock wood
- Backwalls incl. 30mm insulation
- including sauna bench
- ceiling led and backrest lighting
- 6.0kW Harvia Vega or 6.8kW Harvia Cilindro sauna heater
- thermometer and hourglass
- bucket + trowel
- wooden floor
- Climate control for air circulation

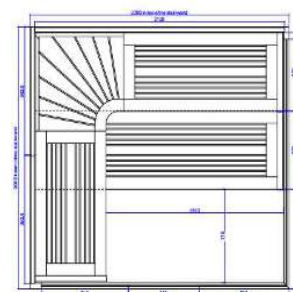


- 8113A: 1800 x 1050 x 1900 mm  
 8113B: 1500 x 1050 x 1900 mm  
 8113C: 1200 x 1050 x 1900 mm



**Sauna E8115**

- 10mm ESG glass (door 8mm)
- high-quality light Hemlock wood
- Backwalls incl. 30mm insulation
- including sauna bench
- ceiling led and backrest lighting
- 9.0kW Harvia Cilindro sauna heater
- thermometer and hourglass bucket
- bucket+ trowel
- wooden floor
- Climate control for air circulation



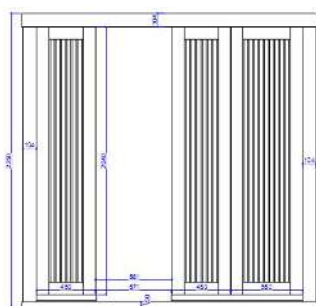
- 8115A: 2200 x 2000 x 2100 mm  
 8115B: 2000 x 2000 x 2100 mm  
 8115C: 1800 x 1800 x 2100 mm





## Outdoor Sauna QX1

- 27mm Isoglas (6+15ae+6)
- Hemlock wood sauna with 104mm wall width
- 70mm rockwool isolation with vapor barrier
- Technoform aluminium profile (anodizing)
- Sobinco lock and hinges
- Bank and Neckholder LED light
- With sandclock, hydrometer bucket and ladle
- 9.0kW stove (optional)

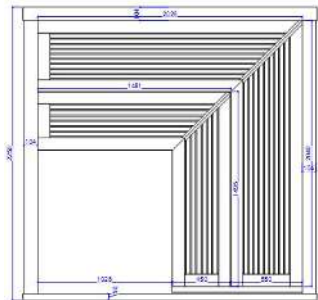


QX1:2250x2250x2380mm



### Out door Sauna QX2

- 27mm Isoglas (6+15ae+6)
- Hemlock wood sauna with 104mm wall width
- 70mm rockwool isolation with vapor barrier
- Technoform aluminium profile (anodizing)
- Sobinco lock and hinges
- Bank and Neckholder LED light
- With sandclock, hydrometer bucket and ladle
- 9.0kW stove (optional)



QX2 : 2250x2250x2380mm

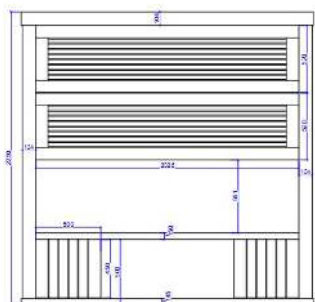






### Out door Sauna QX3

- 27mm Isoglas (6+15ae+6)
- Hemlock wood sauna with 104mm wall width
- 70mm rockwool isolation with vapor barrier
- Technoform aluminium profile (anodizing)
- Sobinco lock and hinges
- Bank and Neckholder LED light
- With sandclock, hydrometer bucket and ladle
- 9.0kW stove (optional)



QX3 : 2250x2250x2380mm



## Harvia Vega

Harvia Vega is a modern and user-friendly sauna heater - from the world's largest sauna heater manufacturer. The one made of stainless steel Outer jacket of the Vega is robust and gives your sauna a modern design. The operating switches are ergonomically located at the top of the Placed on the side of the stove and, thanks to its symmetrical shape, can simply select which side the controller is attached to shall be.



## Harvia Cilindro

The Harvia Cilindro electric heater is filled with a large number of stones. Thanks to the lattice-like outer shell, each bather can choose the type of steam they want: gentle when the water is poured on the side of the oven, and powerful when the water is poured directly on top of the stone pillar. Cilindro is most impressive in both appearance and experience.

- Contains a generous amount of stones that give off a gentle but powerful heat
- Stainless steel outer surface
- With integrated timer and thermostat




## Harvia Cilindro XE

The Harvia Cilindro electric heater is filled with a large number of stones. Thanks to the lattice-like outer shell, each bather can choose the type of steam they want: gentle when the water is poured on the side of the oven, and powerful when the water is poured directly on top of the stone pillar. Cilindro is most impressive in both appearance and experience.

- Contains a generous amount of stones that give off a gentle but powerful heat
- Stainless steel outer surface
- With Xenio Controlpanel

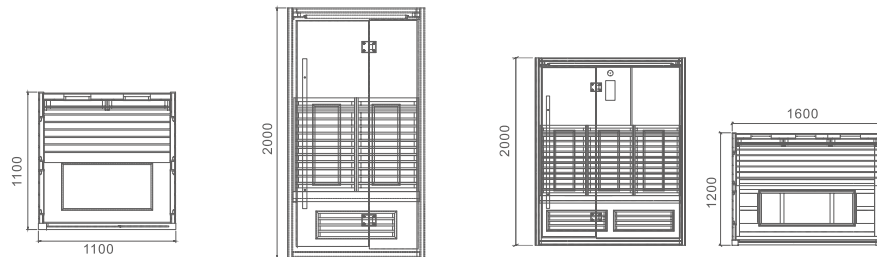






**Sauna LT-401 / LT-404**

- 6mm ESG glass
- Certified imported hemlock for PEFC
- Far infrared heating box of back plate 300W\*2/300W\*3
- Side back plate far infrared heating plate 150W\*2
- Side back plate far infrared heating plate 300W\*2
- Leg far infrared heating box 500W\*1
- Far infrared heating plate of glass platform 70W\*1 /120W\*1 Adjustable
- band control system
- Bluetooth audio connection, including speakers Professional color light
- physiotherapy



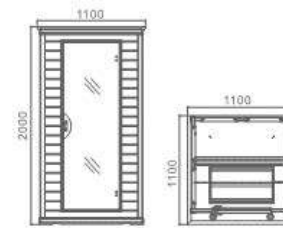
LT-401:1100 x1100 x 2000 mm

LT-404:1600 x1200 x 2000 mm

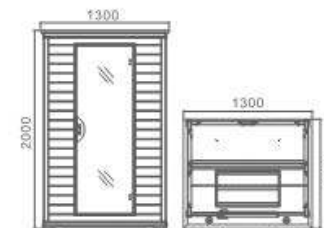


**Sauna LT-6101B/LT-6102B**

- 6mm ESG glass
- Certified imported hemlock for PEFC
- Far infrared heating box of back plate 300W\*2/400W\*1/400W\*2 Side back
- plate far infrared heating plate 400W\*4 / /400W\*4/300W\*4 Leg far infrared
- heating box 150W\*1/150W\*1/300W\*1
- Far infrared heating plate of glass platform 150W\*1/150W\*1/300W Adjustable
- band control system
- Radio CD/MP3 player
- Bluetooth audio connection, including speakers
- Professional color light physiotherapy



LT-6101B : 1100 x1100 x 2000 mm

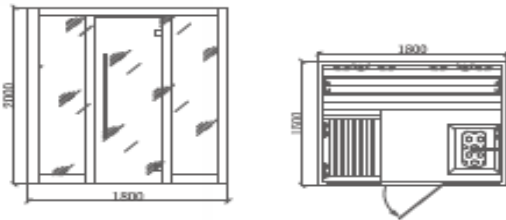


LT-6102B: 1300\*1100\*2000 mm



Sauna LT-1110

- 6mm ESG glass
- Certified imported hemlock for PEFC
- External control and internal control sauna furnace (optional) Upper, middle and lower infrared heating box 200W/250W/200W
- Adjustable band control system
- Bluetooth audio connection, including speakers Professional color light physiotherapy
- Exquisite bucket, wooden spoon, timer (optional)
- High quality Finnish sauna stone

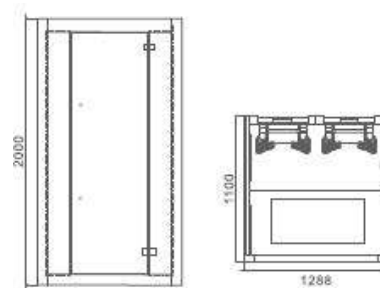


LT-1110 : 1800 x1500 x 2000 mm



Sauna LT-1101

- 6mm ESG glass
- Certified imported hemlock for PEFC
- Far infrared heating box of back plate 300W\*2
- Side back plate far infrared heating plate 300W\*4
- Leg far infrared heating box 500W\*1
- Far infrared heating plate of glass platform 70W\*1 Adjustable band control system
- Bluetooth audio connection, including speakers Professional color light physiotherapy



LT-1101: 1288 x1100 x 2000 mm



Sanua LT-1603

- 6mm ESG glass
- Certified imported hemlock for PEFC
- Far infrared heating box of back plate 300W\*2
- Side back plate far infrared heating plate 300W\*4
- Leg far infrared heating box 500W\*1
- Far infrared heating plate of glass platform 70W\*1 Adjustable band control system
- Bluetooth audio connection, including speakers Professional

LT-1603: 1300\*1300\*2000 mm







## TSL-Series

- Illuminated hydro jets in the side
- Illuminated Hydro jets in the bottom
- Computer-controlled panel for practical and easy use
- The strenght of the side and bottom hydro jets can be controlled separately with the control panel Pulse massage
- A quiet pump from LX (sound decoupled from the frame)
- Ozone disinfection system
- Heater from LX at 1.5kW output (with temperature display)
- Colour light with fade function for soft transitions
- Chrome-plated fittings, waterfall, handheld shower
- Bluetooth music system - just stream your favorite music through your smartphone
- Water level sensor offering dry-running protection

## E-Series

- Hydro jets in the side
- Hydro jets in the bottom
- Computer-controlled panel for practical and easy use
- Two Ventui controls to control the massage strength
- A quiet pump from LX (sound decoupled from the frame) Ozone disinfection system
- Heater from LX at 1.5kW output (with temperature display) Colour light with fade function for soft transitions
- Chrome-plated fittings
- Handheld shower
- Water level sensor offering dry-running protection







**GE8120 TSL-W (right version)**

- 24 illuminated hydro jets in the sides (4 adjustable turbo jets, 20 massage jets in the foot/back area) 16 illuminated hydro jets in the bottom
- Pulse massage, the strenght of the side and bottom hydro jets can be controlled with the control panel
- Two quiet pumps from LX (sound decoupled from the frame)
- Ozone disinfection system
- Heater from LX at 1.5kW output (with temperature display)
- Colour light with fade function for soft transitions
- Computer-controlled panel for practical and easy use
- Two XXL Waterfall and high quality chrome-plated fittings
- Bluetooth music system - just stream your favorite music through your smartphone
- Water level sensor offering dry-running protection
- Dimensions: 1900 x 1300 x 620mm (length x width x height)









GE8108TSL/GE8108-11TSL /GE8108-2TSL (right version)

- 14 illuminated hydro jets in the sides (4 adjustable turbo jets, 10 massage jets in the foot/back area) 8 illuminated hydro jets in the bottom
- Pulse massage, the strenght of the side and bottom hydro jets can be controlled with the control panel A quiet pump from LX (sound decoupled from the frame)
- Ozone disinfection system
- Heater from LX at 1.5kW output (with temperature display)
- Colour light with fade function for soft transitions
- Computer-controlled panel for practical and easy use
- Waterfall and high quality chrome-plated fittings
- Bluetooth music system - just stream your favorite music through your smartphone
- Water level sensor offering dry-running protection
- Dimensions: GE8108TSL: 1900 x 900 x 620mm (length x width x height)  
Dimensions: GE8108-1TSL: 1800 x 800 x 620mm (length x width x height)  
Dimensions: GE8108-2TSL: 1700 x 800 x 620mm (length x width x height)



GE8108E/GE8108-1E/GE8108-2E (right version)

- 14 hydro jets in the sides (4 adjustable turbo jets, 10 massage jets in the foot/back area)
- 8 hydro jets in the bottom
- The strenght of the side and bottom hydro jets can be controlled separately by two Venturi controllers A quiet pump from LX (sound decoupled from the frame)
- Ozone disinfection system
- Heater from LX at 1.5kW output (with temperature display)
- Colour light with fade function for soft transitions
- Computer-controlled panel for practical and easy use
- Chrome-plated fittings
- Water level sensor offering dry-running protection
- Stainless steel frame with adjustable feet
- Dimensions GE8108E: 1900 x 900 x 620mm (length x width x height)  
Dimensions GE8108-1E: 1800 x 800 x 620mm (length x width x height)  
Dimensions GE8108-2E: 1700 x 800 x 620mm (length x width x height)










**GE8115TSL (right version)**

- 16 illuminated hydro jets in the sides (4 adjustable turbo jets, 12 massage jets in the foot/back area) 16 illuminated hydro jets in the bottom
- Pulse massage, the strenght of the side and bottom hydro jets can be controlled with the control panel Two quiet pumps from LX (sound decoupled from the frame)
- Ozone disinfection system
- Heater from LX at 1.5kW output (with temperature display)
- Colour light with fade function for soft transitions
- Computer-controlled panel for practical and easy use
- Waterfall and high quality chrome-plated fittings
- Bluetooth music system - just stream your favorite music through your smartphone
- Water level sensor offering dry-running protection
- Dfimensfions: 1800 x 1300 x 620mm (length x width x height)



**GE8115E (right version)**

- 12 hydro jets in the sides (4 adjustable turbo jets, 8 massage jets in the foot/back area)
- 12 hydro jets in the bottom
- The strenght of the side and bottom hydro jets can be controlled separately by two Venturi controllers A quiet pump from LX (sound decoupled from the frame)
- Ozone disinfection system
- Heater from LX at 1.5kW output (with temperature display)
- Colour light with fade function for soft transitions
- Computer-controlled panel for practical and easy use
- Chrome-plated fittings
- Water level sensor offering dry-running protection
- Stainless steel frame with adjustable feet
- Dfimensfions: 1800 x 1300 x 620mm (length x width x height)





GE8108E/GE8108-1E/GE 8108-2E light oak (right version)

- 14 hydro jets in the sides (4 adjustable turbo jets, 10 massage jets in the foot/back area)
- 8 hydro jets in the bottom
- The strenght of the side and bottom hydro jets can be controlled separately by two Venturi controllers A quiet pump from LX (sound decoupled from the frame)
- Ozone disinfection system
- Heater from LX at 1.5kW output (with temperature display)
- Colour light with fade function for soft transitions
- Computer-controlled panel for practical and easy use
- Chrome-plated fittings
- Water level sensor offering dry-running protection
- Stainless steel frame with adjustable feet
- Dimensions GE8108E: 1900 x 900 x 620mm (length x width x height)
- Dimensions GE8108-1E: 1800 x 800 x 620mm (length x width x height)
- Dimensions GE8108-2E: 1700 x 800 x 620mm (length x width x height)









GE8105TSL (left version)

- 12 illuminated hydro jets in the sides (4 adjustable turbo jets, 8 massage jets in the foot/back area) 8 illuminated hydro jets in the bottom
- Pulse massage, the strenght of the side and bottom hydro jets can be controlled with the control panel A quiet pump from LX (sound decoupled from the frame)
- Ozone disinfection system
- Heater from LX at 1.5kW output (with temperature display)
- Colour light with fade function for soft transitions
- Computer-controlled panel for practical and easy use
- Waterfall and high quality chrome-plated fittings
- Bluetooth music system - just stream your favorite music through your smartphone
- Water level sensor offering dry-running protection
- Dimensions: 1800 x 1300 x 620mm (length x width x height)



GE8105E (left version)

- 12 hydro jets in the sides (4 adjustable turbo jets, 8 massage jets in the foot/back area)
- 8 hydro jets in the bottom
- The strenght of the side and bottom hydro jets can be controlled separately by two Venturi controllers A quiet pump from LX (sound decoupled from the frame)
- Ozone disinfection system
- Heater from LX at 1.5kW output (with temperature display)
- Colour light with fade function for soft transitions
- Computer-controlled panel for practical and easy use
- Chrome-plated fittings
- Water level sensor offering dry-running protection
- Stainless steel frame with adjustable feet
- Dimensions: 1800 x 1300 x 620mm (length x width x height)








**GE8104TSL (Left Version)**

- 15 illuminated hydro jets in the sides (4 adjustable turbo jets, 11 massage jets in the foot/back area) 6 illuminated hydro jets in the bottom
- Pulse massage, the strenght of the side and bottom hydro jets can be controlled with the control panel A quiet pump from LX (sound decoupled from the frame)
- Ozone disinfection system
- Heater from LX at 1.5kW output (with temperature display)
- Colour light with fade function for soft transitions
- Computer-controlled panel for practical and easy use
- Waterfall and high quality chrome-plated fittings
- Bluetooth music system - just stream your favorite music through your smartphone
- Water level sensor offering dry-running protection
- Dimensions: 1700 x 1300 x 620mm (length x width x height)



**GE8104E (Left Version)**

- 15 hydro jets in the sides (4 adjustable turbo jets, 11 massage jets in the foot/back area)
- 6 hydro jets in the bottom
- The strenght of the side and bottom hydro jets can be controlled separately by two Venturi controllers A quiet pump from LX (sound decoupled from the frame)
- Ozone disinfection system
- Heater from LX at 1.5kW output (with temperature display)
- Colour light with fade function for soft transitions
- Computer-controlled panel for practical and easy use
- Chrome-plated fittings
- Water level sensor offering dry-running protection
- Stainless steel frame with adjustable feet
- Dimensions: 1700 x 1300 x 620mm (length x width x height)








**GE8105E light oak (Left Version)**

- 12 hydro jets in the sides (4 adjustable turbo jets, 8 massage jets in the foot/back area)
- 8 hydro jets in the bottom
- The strenght of the side and bottom hydro jets can be controlled separately by two Venturi controllers A quiet pump from LX (sound decoupled from the frame)
- Ozone disinfection system
- Heater from LX at 1.5kW output (with temperature display)
- Colour light with fade function for soft transitions
- Computer-controlled panel for practical and easy use
- Chrome-plated fittings
- Water level sensor offering dry-running protection
- Stainless steel frame with adjustable feet
- Dimensions: 1800 x 1300 x 620mm (length x width x height)





**GE8104E light oak (Left Version)**

- 15 hydro jets in the sides (4 adjustable turbo jets, 11 massage jets in the foot/back area)
- 6 hydro jets in the bottom
- The strenght of the side and bottom hydro jets can be controlled separately by two Venturi controllers A quiet pump from LX (sound decoupled from the frame)
- Ozone disinfection system
- Heater from LX at 1.5kW output (with temperature display)
- Colour light with fade function for soft transitions
- Computer-controlled panel for practical and easy use
- Chrome-plated fittings
- Water level sensor offering dry-running protection
- Stainless steel frame with adjustable feet
- Dimensions: 1700 x 1300 x 620mm (length x width x height)





GE8113TSL/GE8113-1TSL

- 12 illuminated hydro jets in the sides (2 adjustable turbo jets, 10 massage jets in the foot/back area) 8 illuminated hydro jets in the bottom
- Pulse massage, the strenght of the side and bottom hydro jets can be controlled with the control panel A quiet pump from LX (sound decoupled from the frame)
- Ozone disinfection system
- Heater from LX at 1.5kW output (with temperature display)
- Colour light with fade function for soft transitions
- Computer-controlled panel for practical and easy use
- Waterfall and high quality chrome-plated fittings
- Bluetooth music system - just stream your favorite music through your smartphone
- Water level sensor offering dry-running protection
- Dimensions GE8113TSL: 1580 x 1580 x 620mm (length x width x height)
- Dimensions GE8113-1TSL: 1450 x 1450 x 620mm (length x width x height)







#### GE8113E/GE8113-1E

- 12 hydro jets in the sides (2 adjustable turbo jets, 10 massage jets in the foot/back area)
- 8 hydro jets in the bottom
- The strenght of the side and bottom hydro jets can be controlled separately by two Venturi controllers A quiet pump from LX (sound decoupled from the frame)
- Ozone disinfection system
- Heater from LX at 1.5kW output (with temperature display)
- Colour light with fade function for soft transitions
- Computer-controlled panel for practical and easy use
- Waterfall and high quality chrome-plated fittings
- Water level sensor offering dry-running protection
- Stainless steel frame with adjustable feet
- Dimensions GE8113E: 1580 x 1580 x 620mm (length x width x height)
- Dimensions GE8113-1E: 1450 x 1450 x 620mm (length x width x height)







**GE8119TSL /GE8119-1TSL**

- 12 illuminated hydro jets in the sides (2 adjustable turbo jets, 10 massage jets in the foot/back area) 8 illuminated hydro jets in the bottom
- Pulse massage, the strenght of the side and bottom hydro jets can be controlled with the control panel A quiet pump from LX (sound decoupled from the frame)
- Ozone disinfection system
- Heater from LX at 1.5kW output (with temperature display)
- Colour light with fade function for soft transitions
- Computer-controlled panel for practical and easy use
- Waterfall and high quality chrome-plated fittings
- Bluetooth music system - just stream your favorite music through your smartphone
- Water level sensor offering dry-running protection
- Dimensions GE8119TSL: 1580 x 1580 x 690mm (length x width x height)
- Dimensions GE8119-1TSL: 1480 x 1480 x 690mm (length x width x height)



**GE8119E /GE8119-1E**

- 12 hydro jets in the sides (2 adjustable turbo jets, 10 massage jets in the foot/back area)
- 8 hydro jets in the bottom
- The strenght of the side and bottom hydro jets can be controlled separately by two Venturi controllers A quiet pump from LX (sound decoupled from the frame)
- Ozone disinfection system
- Heater from LX at 1.5kW output (with temperature display)
- Colour light with fade function for soft transitions
- Computer-controlled panel for practical and easy use
- Waterfall and high quality chrome-plated fittings
- Water level sensor offering dry-running protection
- Stainless steel frame with adjustable feet
- Dimensions GE8119E: 1580 x 1580 x 690mm (length x width x height)
- Dimensions GE8119-1E: 1480 x 1480 x 690mm (length x width x height)







**GE8114TSL (right version)**

- 12 illuminated hydro jets in the sides (2 adjustable turbo jets, 10 massage jets in the foot/back area)
- 8 illuminated hydro jets in the bottom
- Pulse massage, the strenght of the side and bottom hydro jets can be controlled with the control panel
- A quiet pump from LX (sound decoupled from the frame)
- Ozone disinfection system
- Heater from LX at 1.5kW output (with temperature display)
- Colour light with fade function for soft transitions
- Computer-controlled panel for practical and easy use
- Waterfall and high quality chrome-plated fittings
- Bluetooth music system - just stream your favorite music through your smartphone
- Water level sensor offering dry-running protection
- Dimensions: 1800 x 900 x 600mm (length x width x height)



**GE8114E (right version)**

- 12 hydro jets in the sides (2 adjustable turbo jets, 10 massage jets in the foot/back area)
- 8 hydro jets in the bottom
- The strenght of the side and bottom hydro jets can be controlled separately by two Venturi controllers
- A quiet pump from LX (sound decoupled from the frame)
- Ozone disinfection system
- Heater from LX at 1.5kW output (with temperature display)
- Colour light with fade function for soft transitions
- Computer-controlled panel for practical and easy use
- Waterfall and high quality chrome-plated fittings
- Water level sensor offering dry-running protection
- Stainless steel frame with adjustable feet
- Dimensions: 1800 x 900 x 600mm (length x width x height)





**GE8123 TSL**

- 14 illuminated hydro jets in the sides (8 adjustable turbo jets, 6 massage jets in the foot/back area) 12 illuminated hydro jets in the bottom
- Pulse massage, the strenght of the side and bottom hydro jets can be controlled with the control panel A quiet pump from LX (sound decoupled from the frame)
- Ozone disinfection system
- Heater from LX at 1.5kW output (with temperature display)
- Colour light with fade function for soft transitions
- Computer-controlled panel for practical and easy use
- XXL Waterfall and high quality chrome-plated fittings
- Bluetooth music system - just stream your favorite music through your smartphone
- Water level sensor offering dry-running protection
- Dimensions: 1880 x 1250 x 700mm (length x width x height)



**GE8123E**

- 12 hydro jets in the sides (6 adjustable turbo jets, 6 massage jets in the foot/back area)
- 9 hydro jets in the bottom
- The strenght of the side and bottom hydro jets can be controlled separately by two Venturi controllers A quiet pump from LX (sound decoupled from the frame)
- Ozone disinfection system
- Heater from LX at 1.5kW output (with temperature display)
- Colour light with fade function for soft transitions
- Computer-controlled panel for practical and easy use
- Chrome-plated fittings
- Water level sensor offering dry-running protection
- Stainless steel frame with adjustable feet
- Dimensions: 1880 x 1250 x 700mm (length x width x height)





#### GE8103 TSL

- 10 illuminated hydro jets in the sides
- 12 illuminated hydro jets in the bottom
- Pulse massage, the strenght of the side and bottom hydro jets can be controlled with the
- control panel A quiet pump from LX (sound decoupled from the frame)
- Ozone disinfection system
- Heater from LX at 1.5kW output (with temperature display)
- Colour light with fade function for soft transitions
- Computer-controlled panel for practical and easy use
- Waterfall and high quality chrome-plated fittings
- Bluetooth music system - just stream your favorite music through your smartphone
- Water level sensor offering dry-running protection
- Dimensions: 1800 x 1800 x 680mm (length x width x height)





GE8101TSL (left version)

- 9 illuminated hydro jets in the sides (3 adjustable turbo jets, 6 massage jets in the foot/back area)
  - 8 illuminated hydro jets in the bottom
  - Pulse massage, the strenght of the side and bottom hydro jets can be controlled with the control panel
  - A quiet pump from LX (sound decoupled from the frame)
  - Ozone disinfection system
  - Heater from LX at 1.5kW output (with temperature display)
  - Colour light with fade function for soft transitions
  - Computer-controlled panel for practical and easy use
  - Waterfall and high quality chrome-plated fittings
  - Bluetooth music system - just stream your favorite music through your smartphone
  - Water level sensor offering dry-running protection
- Dimensions: 1800 x 1200 x 700mm (length x width x height)



GE8101E (left version)

- 9 hydro jets in the sides (3 adjustable turbo jets, 6 massage jets in the foot/back area)
- 8 hydro jets in the bottom
- The strenght of the side and bottom hydro jets can be controlled separately by two Venturi controllers
- A quiet pump from LX (sound decoupled from the frame)
- Ozone disinfection system
- Heater from LX at 1.5kW output (with temperature display)
- Colour light with fade function for soft transitions
- Computer-controlled panel for practical and easy use
- Chrome-plated fittings
- Water level sensor offering dry-running protection
- Stainless steel frame with adjustable feet
- Dimensions: 1800 x 1200 x 700mm (length x width x height)









**GE8111TSL (right version)**

- 10 illuminated hydro jets in the sides (5 adjustable turbo jets, 5 massage jets in the foot/back area) 6 illuminated hydro jets in the bottom
- Pulse massage, the strenght of the side and bottom hydro jets can be controlled with the control panel A quiet pump from LX (sound decoupled from the frame)
- Ozone disinfection system
- Heater from LX at 1.5kW output (with temperature display)
- Colour light with fade function for soft transitions
- Computer-controlled panel for practical and easy use
- Waterfall and high quality chrome-plated fittings
- Bluetooth music system - just stream your favorite music through your smartphone
- Water level sensor offering dry-running protection
- Dimensions: 1500 x 1000 x 600mm (length x width x height)



**GE8111E (right version)**

- 10 hydro jets in the sides (5 adjustable turbo jets, 5 massage jets in the foot/back area)
- 6 hydro jets in the bottom
- The strenght of the side and bottom hydro jets can be controlled separately by two Venturi controllers A quiet pump from LX (sound decoupled from the frame)
- Ozone disinfection system
- Heater from LX at 1.5kW output (with temperature display)
- Colour light with fade function for soft transitions
- Computer-controlled panel for practical and easy use
- Waterfall and high quality chrome-plated fittings
- Water level sensor offering dry-running protection
- Stainless steel frame with adjustable feet
- Dimensions: 1500 x 1000 x 600mm (length x width x height)





**GE8118 TSL (right version)**

- 15 illuminated hydro jets in the sides (4 adjustable turbo jets, 11 massage jets in the foot/back area) 8 illuminated hydro jets in the bottom
- Pulse massage, the strenght of the side and bottom hydro jets can be controlled with the control panel A quiet pump from LX (sound decoupled from the frame)
- Ozone disinfection system
- Heater from LX at 1.5kW output (with temperature display)
- Colour light with fade function for soft transitions
- Computer-controlled panel for practical and easy use
- Chrome-plated fittings
- Bluetooth music system - just stream your favorite music through your smartphone
- Water level sensor offering dry-running protection
- Dimensions: 1800 x 1300 x 650mm (length x width x height)



**GE8118 E (right version)**

- 11 hydro jets in the sides (4 adjustable turbo jets, 7 massage jets in the foot/back area)
- 8 hydro jets in the bottom
- The strenght of the side and bottom hydro jets can be controlled separately by two Venturi controllers A quiet pump from LX (sound decoupled from the frame)
- Ozone disinfection system
- Heater from LX at 1.5kW output (with temperature display)
- Colour light with fade function for soft transitions
- Computer-controlled panel for practical and easy use
- Chrome-plated fittings
- Water level sensor offering dry-running protection
- Stainless steel frame with adjustable feet
- Dimensions: 1800 x 1300 x 650mm (length x width x height)





#### GE8122TSL

- 21 illuminated hydro jets in the sides (6 adjustable turbo jets, 15 massage jets in the foot/back area) 10 illuminated hydro jets in the bottom
- Pulse massage, the strenght of the side and bottom hydro jets can be controlled with the control panel Two quiet pumps from LX (sound decoupled from the frame)
- Ozone disinfection system
- Heater from LX at 1.5kW output (with temperature display)
- Colour light with fade function for soft transitions
- Computer-controlled panel for practical and easy use
- Chrome-plated fittings
- Bluetooth music system - just stream your favorite music through your smartphone
- Water level sensor offering dry-running protection
- Dimensions GE8122TSL: 1680 x 1680 x 630mm (length x width x height)







## Steam room-Serie

- Computer-controlled panel for practical and easy use
- Digital temperature and time control
- 3kW steam generator
- Overheating protection and dry-run protection
- Descaling function
- Ozone disinfection system
- Bluetooth music system - just stream your favorite music through your smartphone
- Illuminated ceiling (indirect lighting)
- Colour light with fade function for soft transitions
- Chrome-plated fittings with thermostat
- Handheld shower
- XXL rain shower





**LT107 (Left Version)**

- Steam shower with a 3 kW steam generator
- Ozone disinfection system
- Descaling function
- Bluetooth music system - just stream your favorite music through your smartphone
- Colour light with fade function for soft transitions
- Chrome-plated fittings with thermostat
- Handheld shower
- XXL rain shower
- Shower panel optionally made of mineral cast (white) or stainless steel
- (black / silver) Front available in transparent / chrome or black
- Dimensions: 1200 x 900 x 2230mm (length x width x height)







**LT106 / LT108 (Left Version)**

- Steam shower with a 3 kW steam generator
- Ozone disinfection system
- Descaling function
- Bluetooth music system - just stream your favorite music through your smartphone
- Colour light with fade function for soft transitions
- Chrome-plated fittings with thermostat
- Handheld shower
- XXL rain shower
- Shower panel optionally made of mineral cast (white) or stainless steel
- (black / silver) Front available in transparent / chrome or black
- Dimensions LT106: 1000 x 1000 x 2230mm (length x width x height)
- Dimensions LT108: 900 x 900 x 2230mm (length x width x height)







LT109 / LT110 (Left Version)

- Steam shower with a 3 kW steam generator
- Ozone disinfection system
- Descaling function
- Bluetooth music system - just stream your favorite music through your smartphone
- Colour light with fade function for soft transitions
- Chrome-plated fittings with thermostat
- Handheld shower
- XXL rain shower
- Shower panel optionally made of mineral cast (white) or stainless steel (black / silver)
- Front available in transparent / chrome or black
- Dimensions LT109: 1000 x 1000 x 2230mm (length x width x height)
- Dimensions LT110: 900 x 900 x 2230mm (length x width x height)





**LT111 (Left Version)**

- Steam shower with a 3 kW steam generator
- Ozone disinfection system
- Descaling function
- Bluetooth music system - just stream your favorite music through your smartphone
- Colour light with fade function for soft transitions
- Chrome-plated fittings with thermostat
- Handheld shower
- XXL rain shower
- Shower panel optionally made of mineral cast (white) or stainless steel (black / silver)
- Front available in transparent / chrome or black
- Dimensions: 1500 x 900 x 2230mm (length x width x height)





LT207 (Left Version)

- Steam shower with a 3 kW steam generator
- Ozone disinfection system
- Descaling function
- Bluetooth music system - just stream your favorite music through your smartphone
- Colour light with fade function for soft transitions
- Chrome-plated fittings with thermostat
- Handheld shower
- XXL rain shower
- Shower panel made of mineral cast (white)
- Backwall available in white or black color
- Dimensions: 1200 x 900 x 2230mm (length x width x height)





#### LT206 / LT208 (Left Version)

- Steam shower with a 3 kW steam generator
- Ozone disinfection system
- Descaling function
- Bluetooth music system - just stream your favorite music through your smartphone
- Colour light with fade function for soft transitions
- Chrome-plated fittings with thermostat
- Handheld shower
- XXL rain shower
- Shower panel made of mineral cast (white)
- Backwall available in white or black color
- Dimensions LT206: 1000 x 1000 x 2230mm (length x width x height)
- Dimensions LT208: 900 x 900 x 2230mm (length x width x height)







LT209 / LD210 (Left Version)

- Steam shower with a 3 kW steam generator
- Ozone disinfection system
- Descaling function
- Bluetooth music system - just stream your favorite music through your smartphone
- Colour light with fade function for soft transitions
- Chrome-plated fittings with thermostat
- Handheld shower
- XXL rain shower
- Shower panel made of mineral cast (white)
- Backwall available in white or black color
- Dimensions LT209: 1000 x 1000 x 2230mm (length x width x height)
- Dimensions LT210: 900 x 900 x 2230mm (length x width x height)





**LT211 (Left Version)**

- Steam shower with a 3 kW steam generator
- Ozone disinfection system
- Descaling function
- Bluetooth music system - just stream your favorite music through your smartphone
- Colour light with fade function for soft transitions
- Chrome-plated fittings with thermostat
- Handheld shower
- XXL rain shower
- Shower panel made of mineral cast (white)
- Backwall available in white or black color
- Dimensions: 1500 x 900 x 2230mm (length x width x height)



