

SHKOD



AirLits Max Over-Ear Wireless Headphones

User Manual



Pairing connection

1

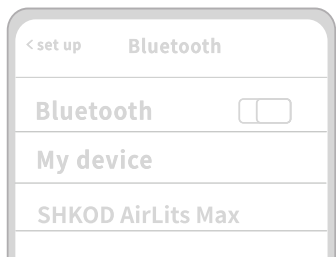
Power on

Long press the power button for 3 seconds, the headphones will automatically enters the startup state.



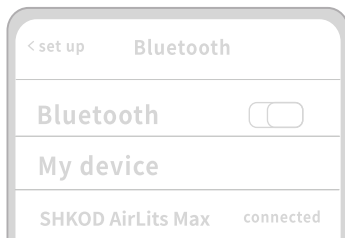
2 Pairing mode

For the first using, the headphones will automatically enter the pairing state after power on.



3 Wireless connectivity

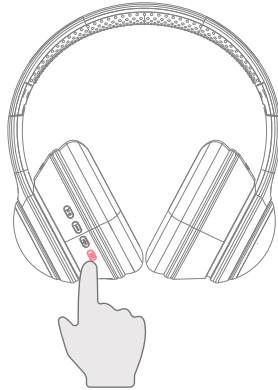
Turn on the Wireless button and search the device name “SHKOD AirLits Max “, then connect it.



4

Power off

Long press the power button for 3 seconds, the headphones will turn off.



Note

- 1, If the connection is not done within 5 minutes in the pairing mode, the headphones will automatically turn off.
- 2, The headphones will record the device information, and will automatically connect with the device next time.

Music mode

- ⏻ Press the power button once: play/pause
- ⏮ Long press the - key: Last song
- ⏭ Long press the + key: Next song
- ⏮ Press the - key: Decrease volume
- ⏭ Press the + key: Increase volume
- Press the function key twice: Voice assistant

Call mode

- ⏻ Press the power button once: Answer/Hang up
- ⏻ Press twice or hold the power button: Reject a call
- ⏻ Press the power button twice: Last replay
- ⏻ Press the power button once: Cancel call

FM mode

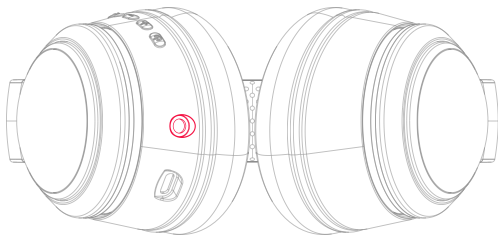
- Press the function key once: Enter or exit the FM mode
- Long press the function key: Switch channel

Card reading mode (A TF card needs to be inserted)

- ⏻ Long press and hold the power button: Enter the reading card mode
- ⏮ Long press the - key: Last song
- ⏭ Long press the + key: Next song
- ⏮ Press the - key: Decrease volume
- ⏭ Press the + key: Increase volume

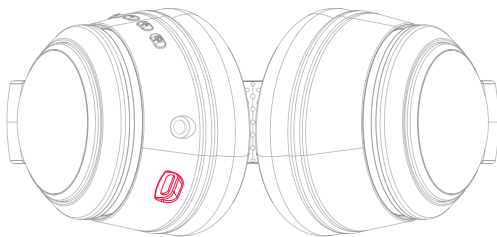
External audio mode

After the audio cable is inserted, the headphones is are turned off and cannot be turned on



Headphones charging

Use the USB-C charger to charge the headphones. When charging, the red light will be on. When fully charged, the blue light will be on.



Product safety information

Please read all instructions and warnings before using this product. Improper use will damage the product or create safety issue.

- To prevent possible hearing damage, do not use a high volume for a long time.
- Keep the device and accessories away from children and pets. Swallowing it may cause suffocation and other serious consequences.
- The battery is built inside of the product, please do not expose it under strong sunlight, keep it from fire or overheating resource; If water get inside of the device, dry it naturally before using.
- To avoid electromagnetic interference, keep the device at least 15 cm away from the implantable medical devices or personal medical devices (such as pacemakers, cochlear implants, hearing AIDS, etc.) and consult the device manufacturer for constraints.
- Company shall not be liable and bear any legal liability for any personal and property loss due to improper use against the warning in the user manual.
- Disassembly of the product by non-professionals is strictly prohibited.
- Overvoltage and Overcurrent in exceed of the rated power shall be avoided
- Intense physical acting force including hitting, throwing, trampling , violent squeezing etc. shall be avoided.
- The suggested ambient temperature of the product is 0-35°C, and the suggested storage temperature is -10 °-45°C. Too high or too low ambient temperature may lead to malfunction.

FAQs

1. Why the headphones can't reconnect with my device?

- A: ① The headphones will be disconnected beyond 10 meters effective range. And will switch off if keep disconnected over 5 minutes;
- ② If you do not connect the headphones again within 5 minutes, press and hold the power button to turn on the headphones;

2. The wireless headphones cannot be found in Bluetooth page/Unstable connection/Disconnection during use/Sound lagging

- A: ① Keep headphones within 10 meter effective range, avoid blocking of wall;
- ② Make sure the headphones have enough power, and enter pairing mode, reconnect with the device;
- ③ Due to the property of the headphones, there might be electromagnetic interference to your headphones in certain area, resulted in sound lagging or disconnection (subway WIFI traffic lights, etc.). Please stay away from electromagnetic radiation source and reconnect again.

3. how to avoid cortical aging?

- A: ① Leather earmuffs need regular cleaning and maintenance, and the correct cleaning method usually includes using a soft dry cloth to wipe the surface of dust, sweat and grease.
- ② During the cleaning process, materials substances that may damage the internal structure of the leather, such as wet cloth, alcohol or dish soap, should be avoided .
- ③ Avoid using it in environments with high temperature, humidity or direct sunlight for a long time.

Product Parameter

Product Name: SHKOD AirLits Max Over-Ear Bluetooth Headphone

Product model: AirLits Max

Bluetooth version: V5.3

Charging interface: Type-C

Product size : 175*80*180mm

Standby time: About 180H

Playing time: About 18H

Input: DC 5V = 320mA

Frequency response range: 20Hz-- 20KHz

Communication distance: 10m

Product weight: 215g±2gg

Charging time: About 2H

Earbud battery: 400mAh/ 3.7V

Product Parameter



Headphones*1 Pcs



1.5m Audio cable*1 Pcs



Warranty card*1 Pcs

Brand Name: SHKOD

Company Name: Shkod Electronics Private Limited

Contact Address: Office No 3A, 3rd Floor A-1 Sector-10, Noida, Gautam Buddha Nagar, Uttar Pradesh-201301

Customer Care Contact: 1800-257-9808

Website: <http://www.shkod.com>



Warning please follow the above safety instructions otherwise it will failure, electric shock, damage or other damage

Designed by SHKOD
Made in China